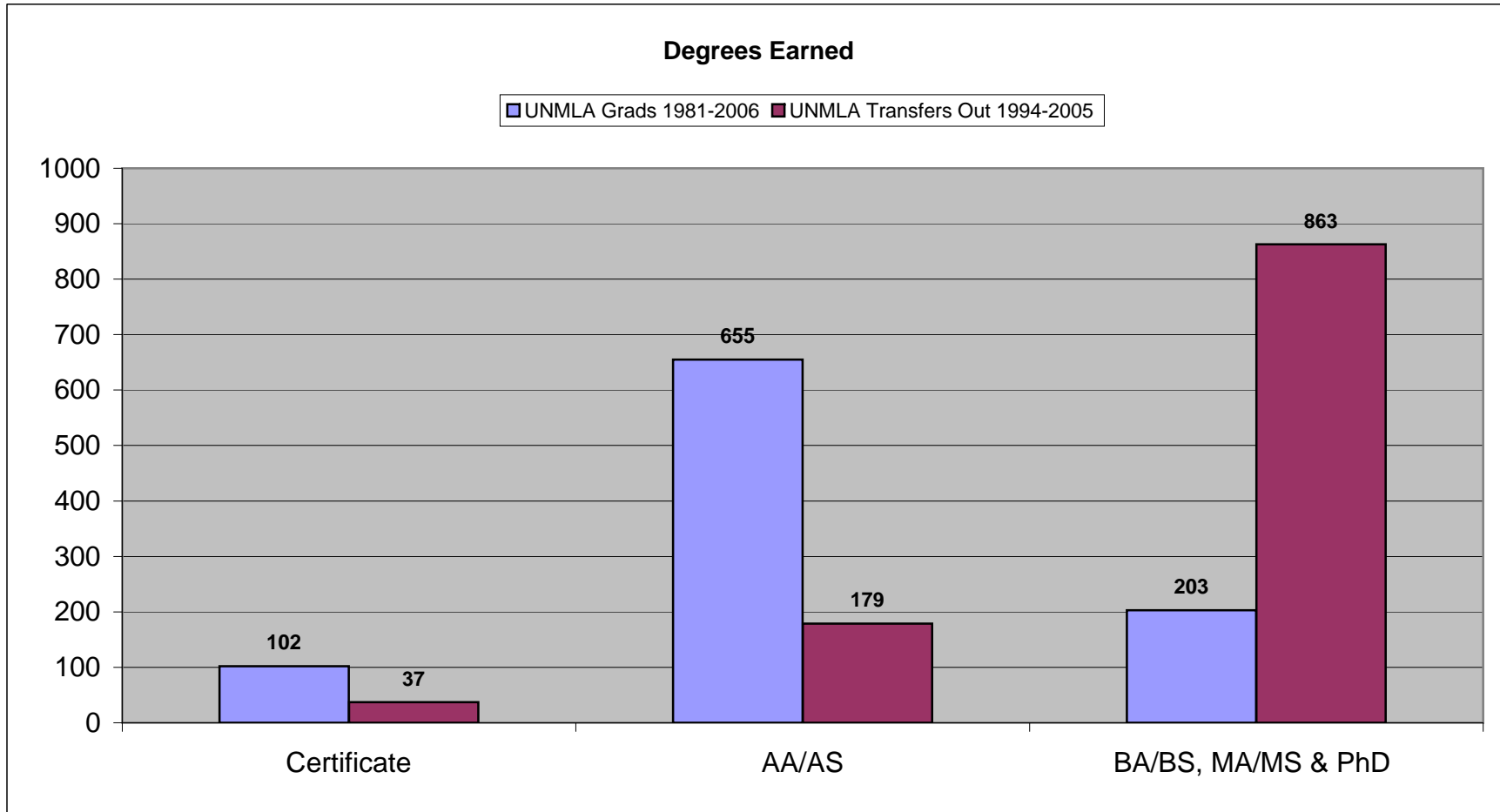


Degrees Earned by UNMLA Students

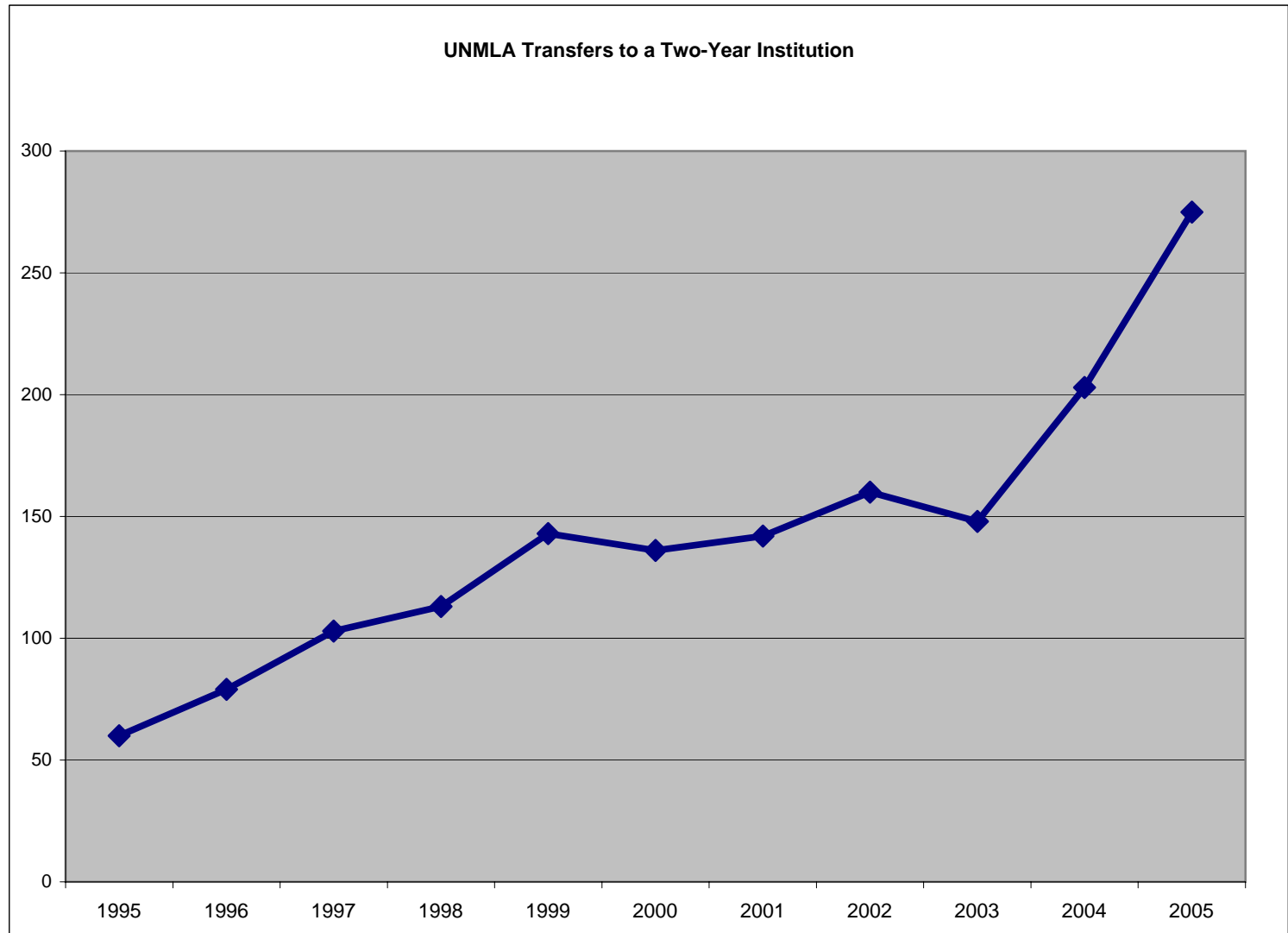
Degrees Earned	UNMLA Grads 1981-2006	UNMLA Transfers 1994-2005	Grand Total
Certificate	105	37	142
AA/AS	666	179	845
BA/BS, MA/MS & PhD	203	863	1066
Total	974	1079	2053



UNMLA Students Who Transferred to a Two-Year Institution

1562 UNMLA students transferred out to another Two-Year Institution since 1995. The busiest transfer year was 2005 with 275 transfers.

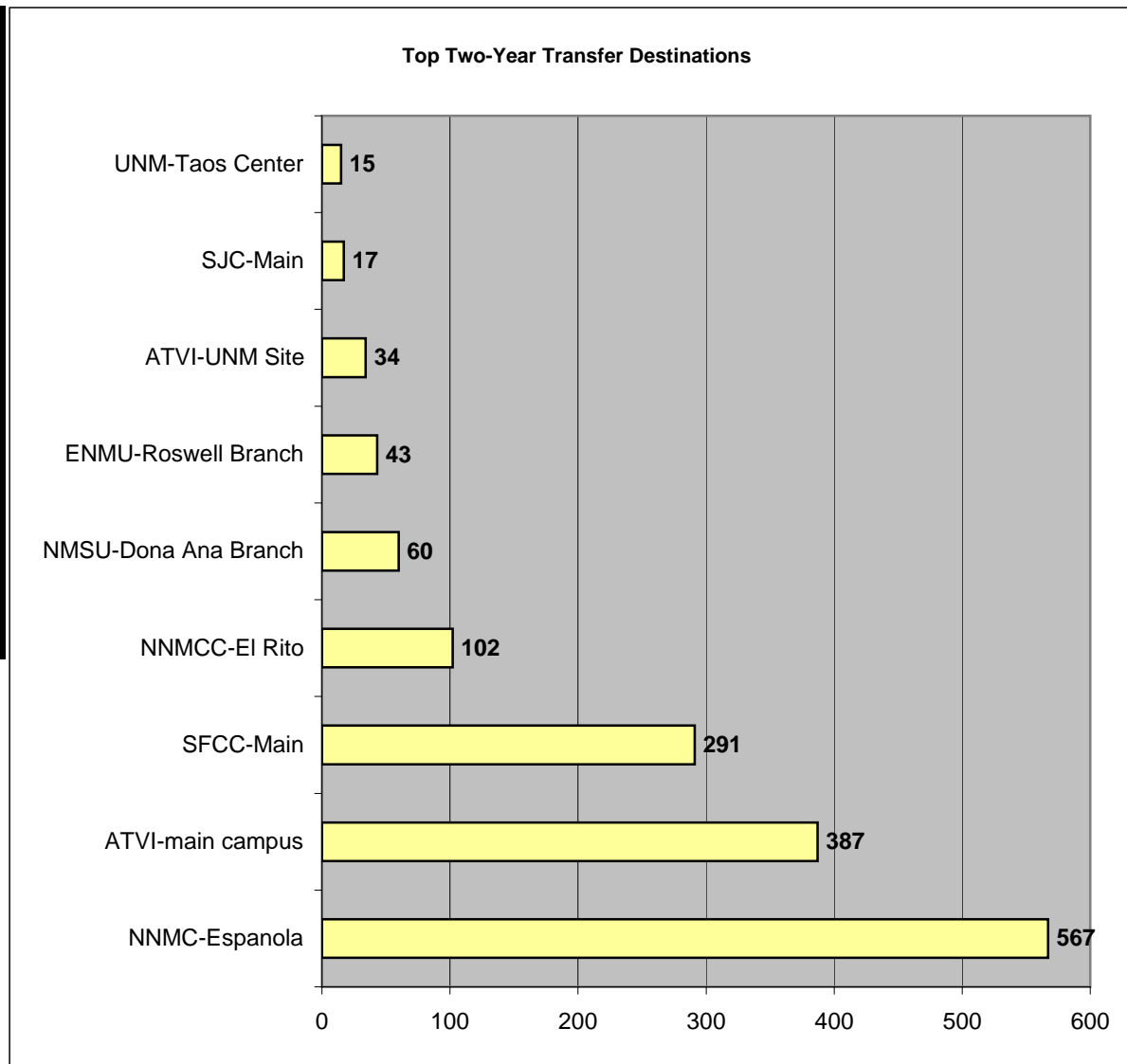
Year	Students
1995	60
1996	79
1997	103
1998	113
1999	143
2000	136
2001	142
2002	160
2003	148
2004	203
2005	275
Total	1562



UNMLA Students Who Transferred to a Two-Year Institution

The most popular destination is NNMC Espanola with 567 transfers, Albuquerque TVI is the second choice with 387 transfers and Santa Fe Community College is third with 291 transfers.

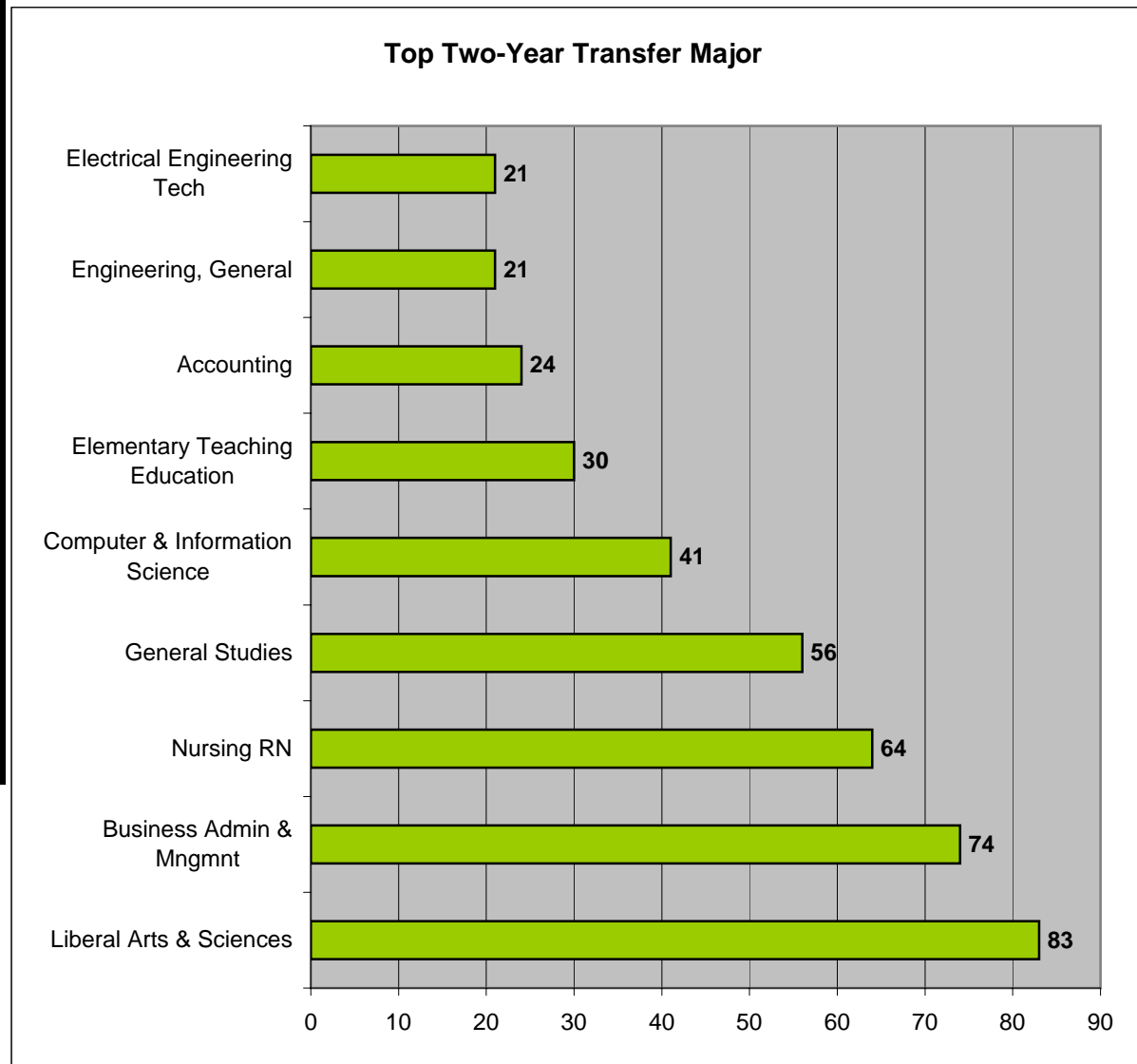
Transferred to	Students
NNMC-Espanola	567
ATVI-main campus	387
SFCC-Main	291
NNMCC-EI Rito	102
NMSU-Dona Ana Branch	60
ENMU-Roswell Branch	43
ATVI-UNM Site	34
SJC-Main	17
UNM-Taos Center	15
UNM-Valencia Branch	12
UNM-Gallup Branch	10
CCC-Main	7
NMMI-Main	5
LCC-Las Vegas	4
NMSU-Carlsbad Branch	3
NMSU-Alamogordo Branch	2
NMJC-Main	2
NMSU-Grants Branch	1
Total	1562



UNMLA Students Who Transferred to a Two-Year Institution

The most popular major selected by the transferring students has been Liberal Arts, with Business Adm a close second and Nursing third.

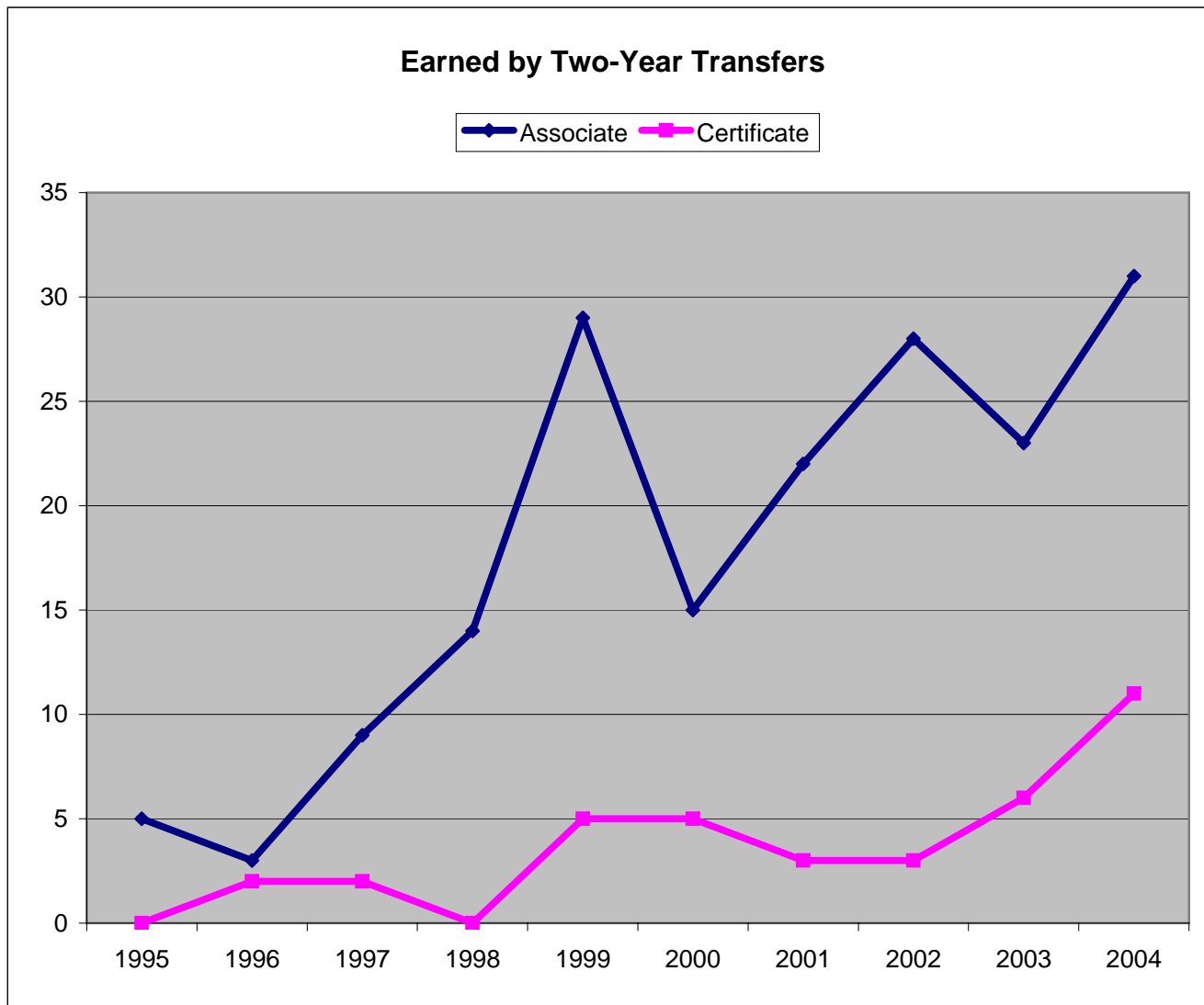
Two-Year Transfer Major	Students
Undecided	755
Liberal Arts & Sciences	83
Business Admin & Mngmnt	74
Nursing RN	64
General Studies	56
Computer & Information Science	41
Elementary Teaching Education	30
Accounting	24
Engineering, General	21
Electrical Engineering Tech	21
Criminal Justice	21
Data Processing	19
Medical Radiology Tech	18
Administrative Assistant/Secretary	17
Technical Vocational Teaching Ed	16
Drafting	16
Physical Science Tech	14
Early Childhood Education	13
Design & Visual Communication	11
Information Science & Systems	8
Vehicle Mechanic	7
All Other (1-2 each)	233
Total	1562



UNMLA Students Who Transferred to a Two-Year Institution

Of the 1562 UNMLA students who transferred out to another Two-Year Institution 179 received an Associate degree and 37 a Certificate at their new institution.

Year	Associate	Certificate
1995	5	0
1996	3	2
1997	9	2
1998	14	0
1999	29	5
2000	15	5
2001	22	3
2002	28	3
2003	23	6
2004	31	11
Total	179	37
%	11%	2%

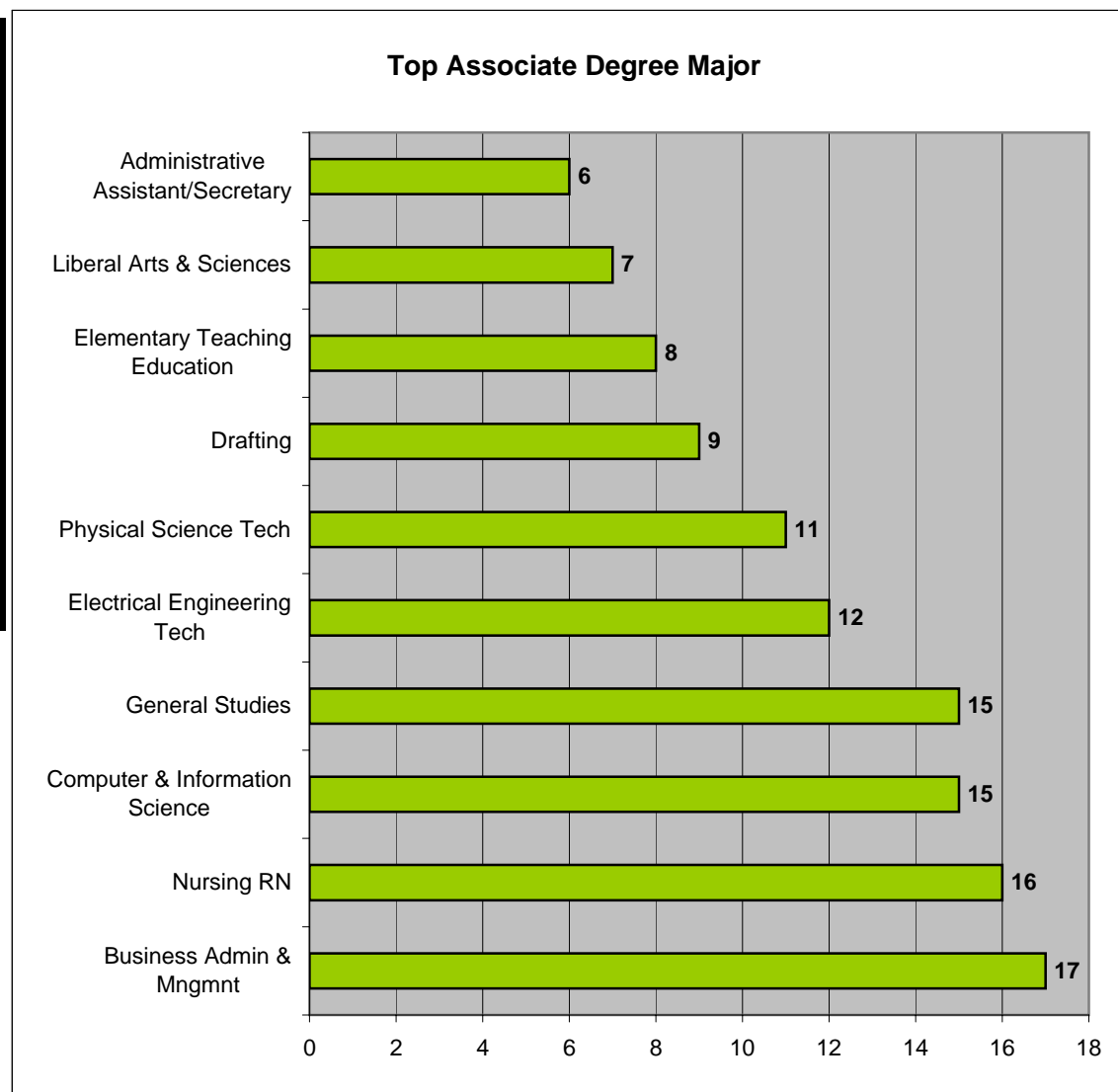


UNMLA Students Who Transferred to a Two-Year Institution

Of the 1562 UNMLA students who transferred out to another Two-Year Institution 179 received an Associate degree with Business Admin, Nursing and Computer & Info Sci as the most popular majors.

Associate Major	Students
Business Admin & Mngmnt	17
Nursing RN	16
Computer & Information Science	15
General Studies	15
Electrical Engineering Tech	12
Physical Science Tech	11
Drafting	9
Elementary Teaching Education	8
Liberal Arts & Sciences	7
Administrative Assistant/Secretar	6
Criminal Justice	5
Design & Visual Communication	5
Medical Radiology Tech	5
Social Work	4
Accounting	4
All Other	40
Total	179

11%

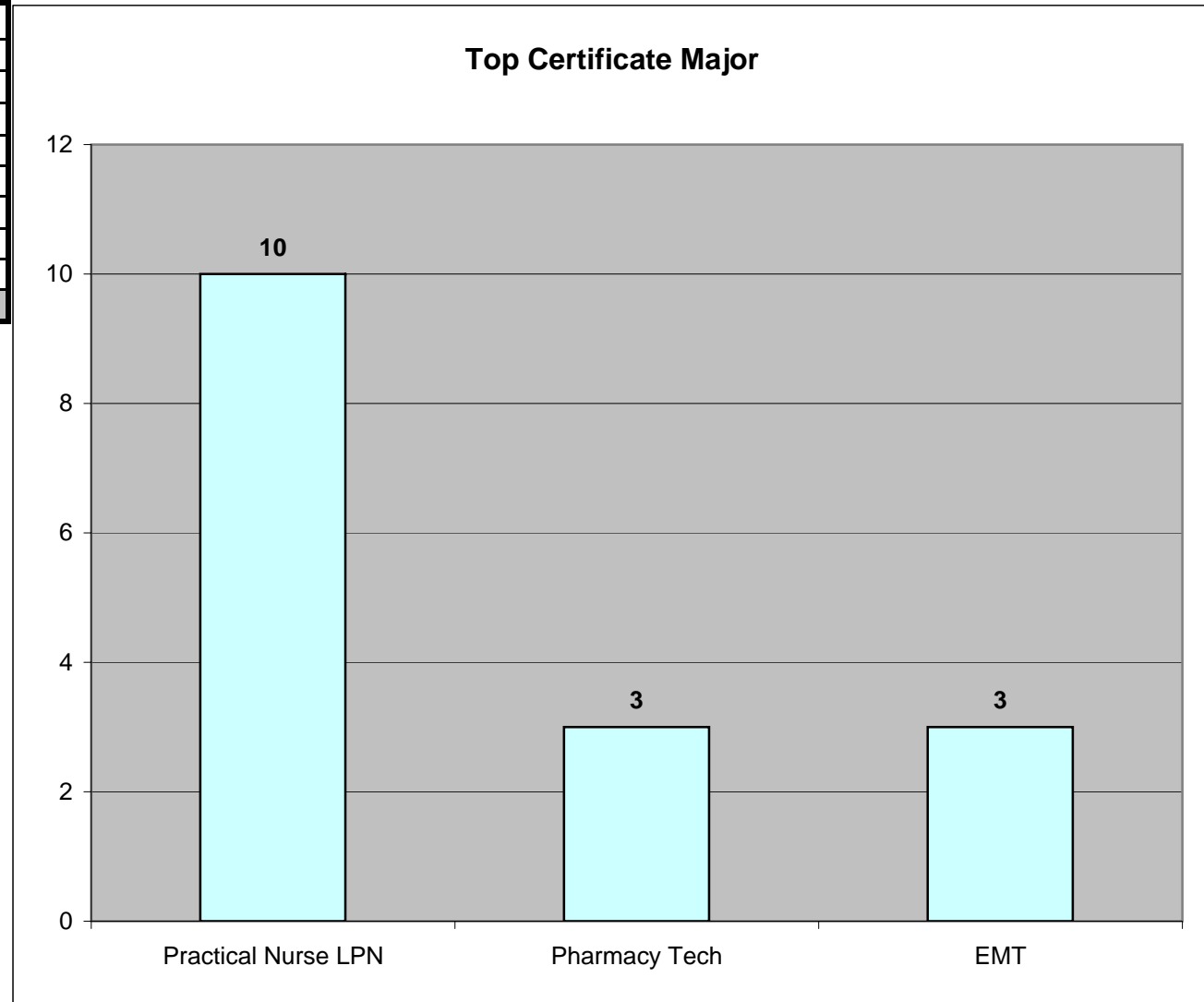


UNMLA Students Who Transferred to a Two-Year Institution

Of the 1562 UNMLA students who transferred out to another Two-Year Institution 37 received an Associate degree with Nursing and Pharmacy as the most popular majors.

Certificate Major	Students
Practical Nurse LPN	10
Pharmacy Tech	3
EMT	3
Library Assistant	2
Automotive Mechanic	2
Other Medical	2
Legal Secretary	2
All Other	13
Total	37

2%

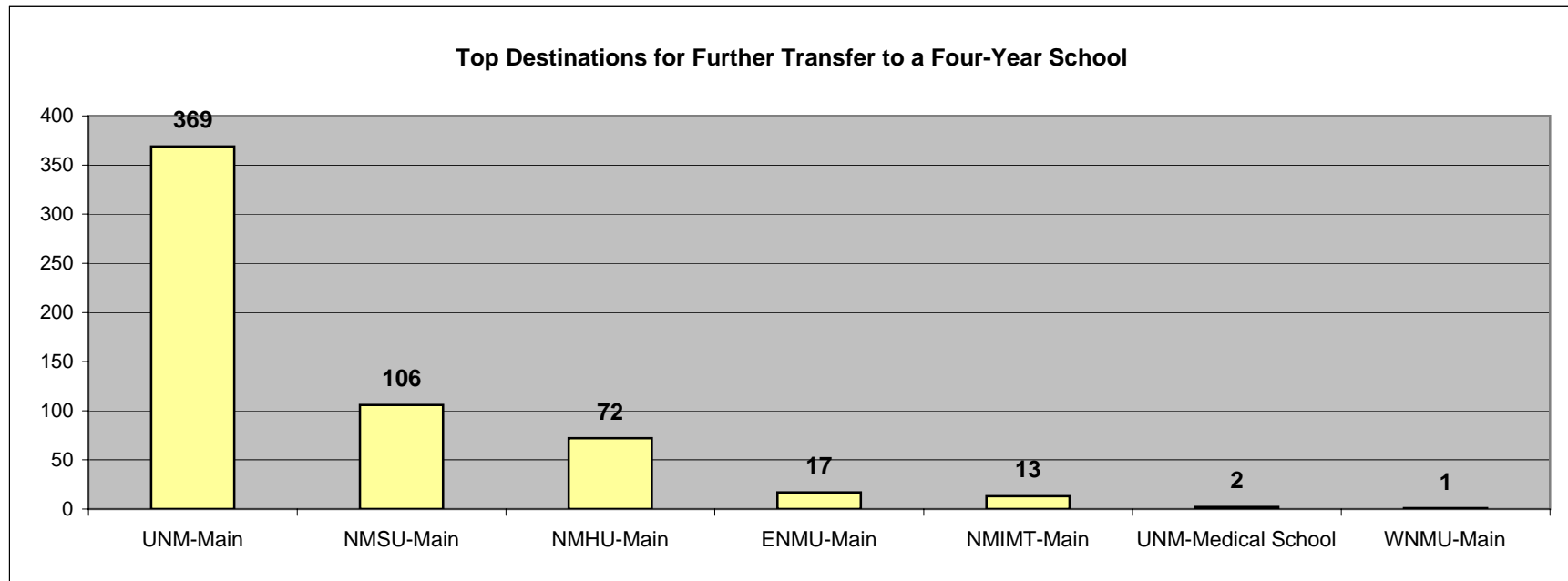


UNMLA Students Who Transferred to a Two-Year Institution

Of the 1562 UNMLA students who transferred out to a Two-Year School, 580 students transferred further to a Four-Year institution. Of these, 202 students earned a Bachelors degree, 25 earned a Masters degree, 2 earned a Professional degree and 1 person earned a PhD.

2nd Transfer to 4-yr	Students
UNM-Main	369
NMSU-Main	106
NMHU-Main	72
ENMU-Main	17
NMIMT-Main	13
UNM-Medical School	2
WNMU-Main	1
Total	580
	37%

Year	BA/BS	MA/MS	Pharm D	PhD
1995	1			
1996	7	1		
1997	11	0		
1998	15	1		
1999	25	1		
2000	14	3		
2001	27	3		1
2002	35	3	1	
2003	32	7	1	
2004	35	6		
Total	202	25	2	1
	35%	4%	0%	0%

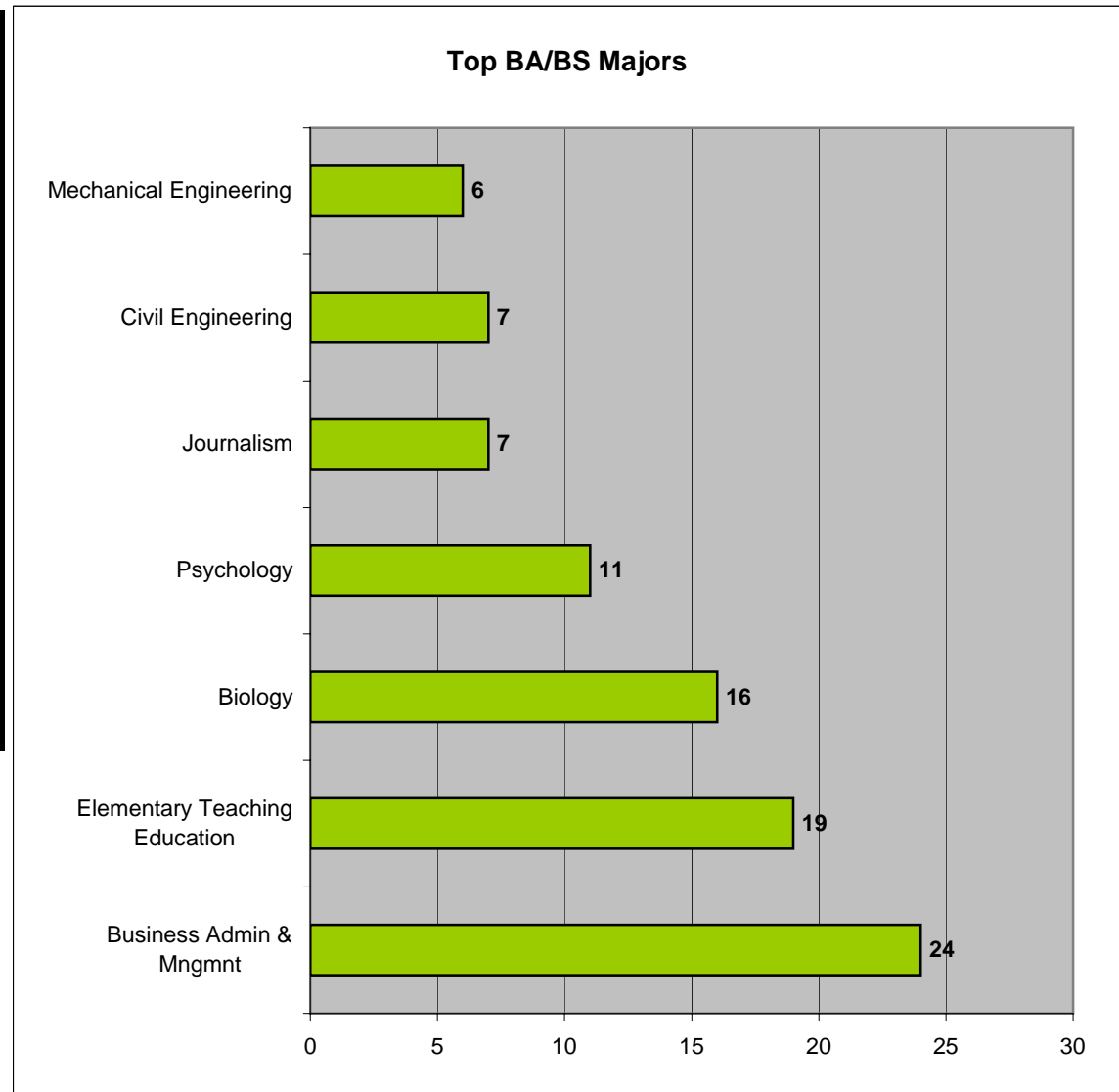


UNMLA Students Who Transferred to a Two-Year Institution

Most popular majors for Bachelor degree recipients were Business Admin, Elementary Ed, Biology and Psychology.

Bachelors Major	Total
Business Admin & Mngmnt	24
Elementary Teaching Education	19
Biology	16
Psychology	11
Journalism	7
Civil Engineering	7
Mechanical Engineering	6
Computer & Information Science	5
Information Science & Systems	5
Construction Technology	5
General Studies	5
Nursing RN	5
Accounting	5
Physical Education Teaching & Coaching	4
Speech & Rhetorical Studies	4
Anthropology	4
Art	4
Mathematics	3
Graphic Design	3
All Other	63
Total	202

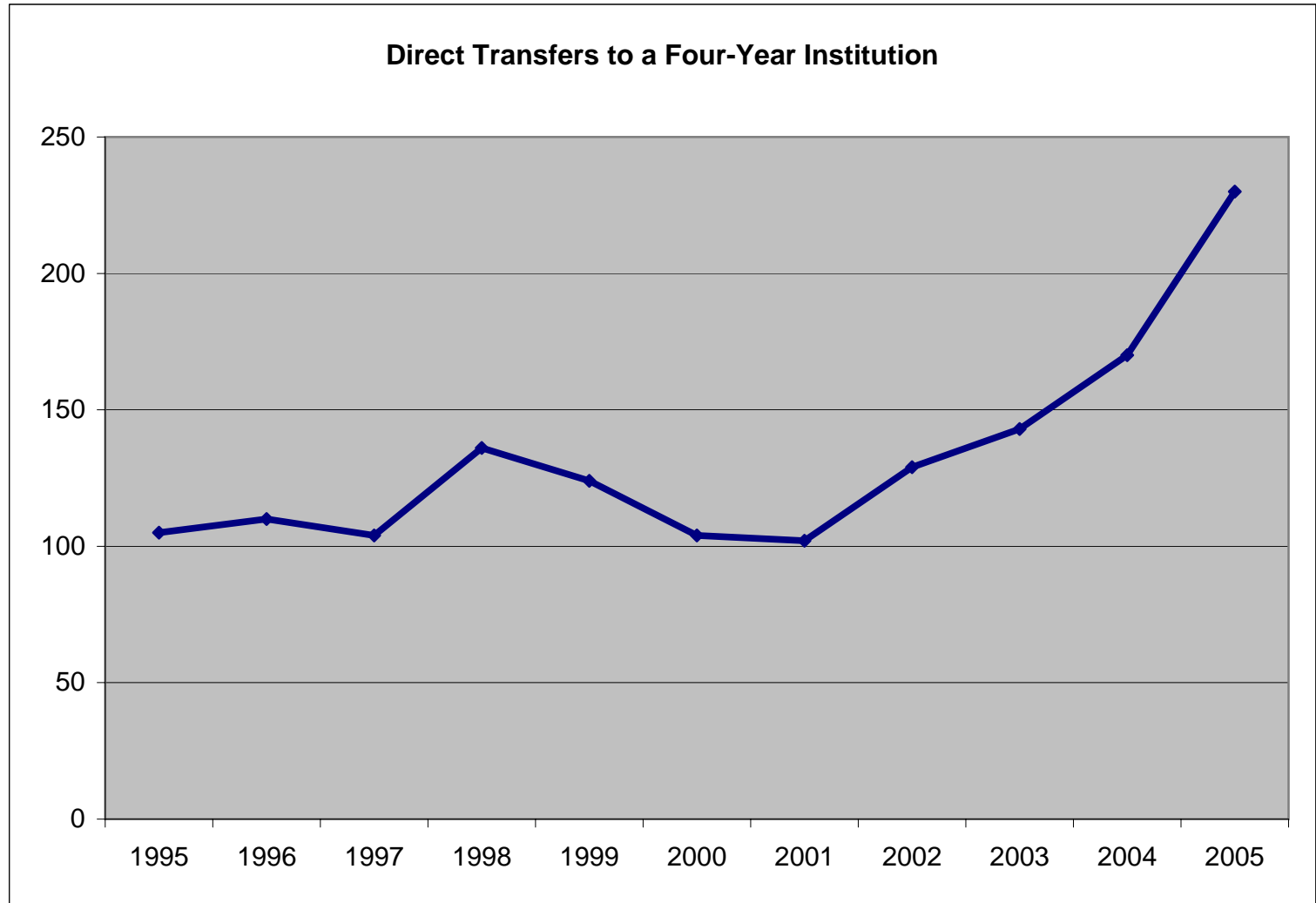
13%



UNMLA Students Who Transferred Directly to a Four-Year Institution

1457 UNMLA students transferred out to a Four-Year Institution since 1995. The busiest transfer year was 2005 with 230 transfers.

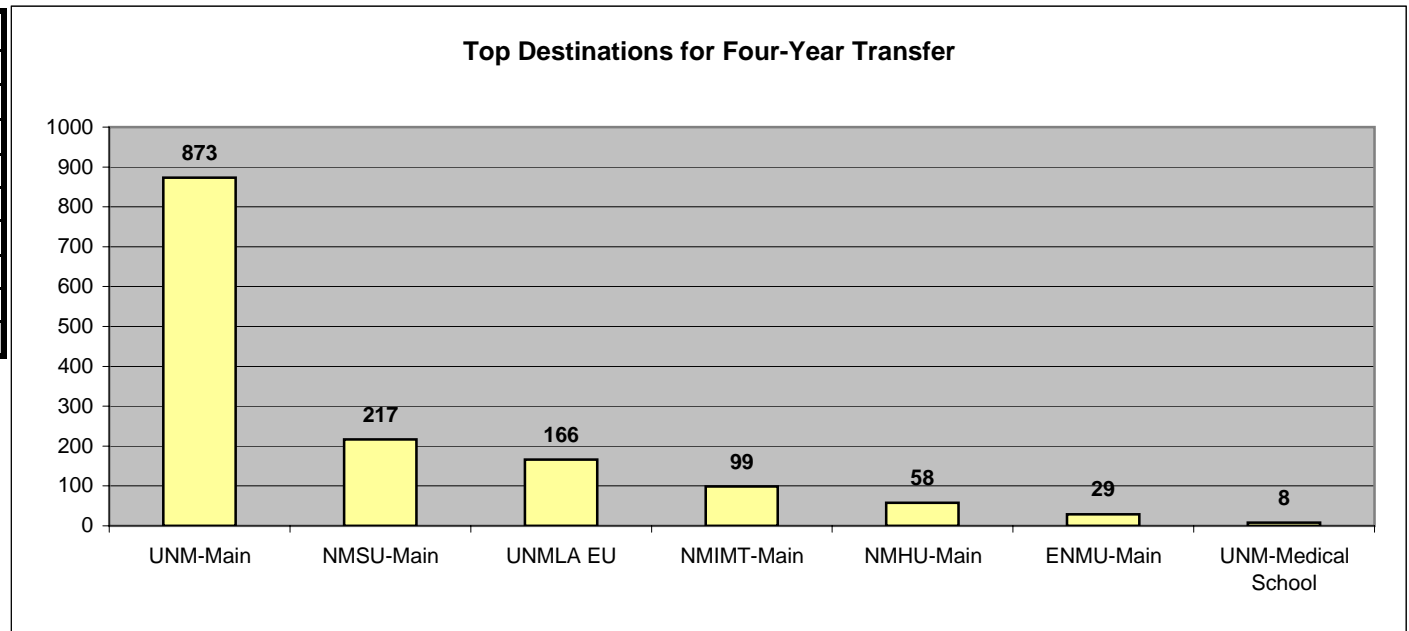
Year	Students
1995	105
1996	110
1997	104
1998	136
1999	124
2000	104
2001	102
2002	129
2003	143
2004	170
2005	230
Total	1457



UNMLA Students Who Transferred Directly to a Four-Year Institution

The most popular destination is UNM Main with 873 transfers, then NMSU with 217 transfers, although quite a few students 166 prefer to stay and attend UNMLA EU.

Transferred to	Students
UNM-Main	873
NMSU-Main	217
UNMLA EU	166
NMIMT-Main	99
NMHU-Main	58
ENMU-Main	29
UNM-Medical School	8
WNMU-Main	7
Total	1457

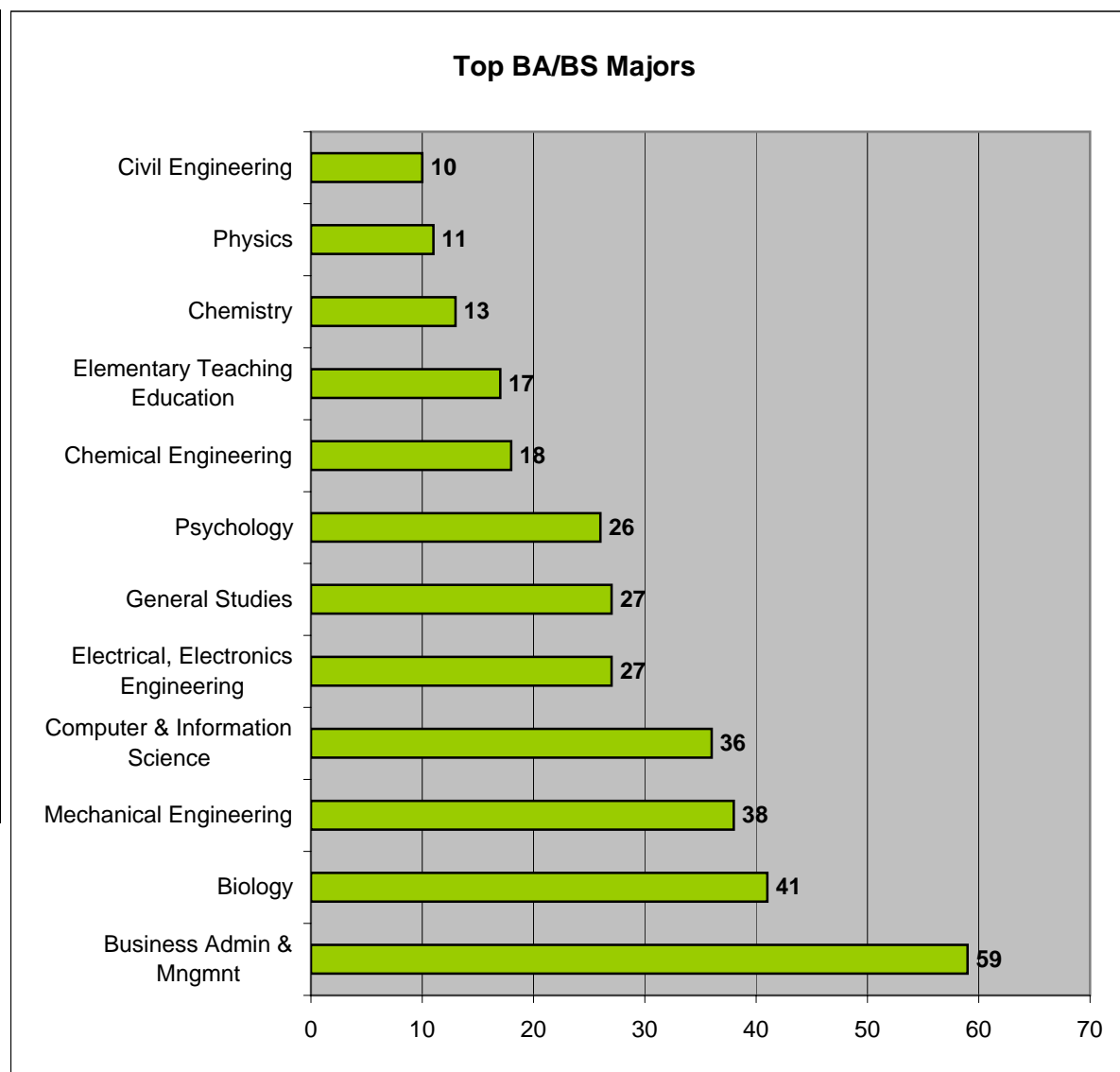


Year	Bachelor	Master	Profesnl	PhD
1994	1	0	0	0
1995	13	0	0	0
1996	19	1	0	0
1997	37	7	0	0
1998	56	9	0	1
1999	49	14	0	2
2000	57	15	0	2
2001	60	20	1	2
2002	62	13	4	2
2003	66	16	5	3
2004	77	16	2	1
Total	497	111	12	13
	34%	22%	2%	3%

UNMLA Students Who Transferred Directly to a Four-Year Institution

The most popular majors for the 497 UNMLA transfers who earned a Bachelor's degree were Business Administration, Biology, Mechanical, Computer and Electrical Engineering.

Bachelors Major	Total
Business Admin & Mngmnt	59
Biology	41
Mechanical Engineering	38
Computer & Information Science	36
Electrical, Electronics Engineering	27
General Studies	27
Psychology	26
Chemical Engineering	18
Elementary Teaching Education	17
Chemistry	13
Physics	11
Civil Engineering	10
Journalism	9
English	9
Architecture	6
Construction Technology	6
Geology	6
Political Science	6
Nursing RN	6
Mathematics	5
Art	5
Clinical & Medical Social Work	5
All Other	111
Total	497



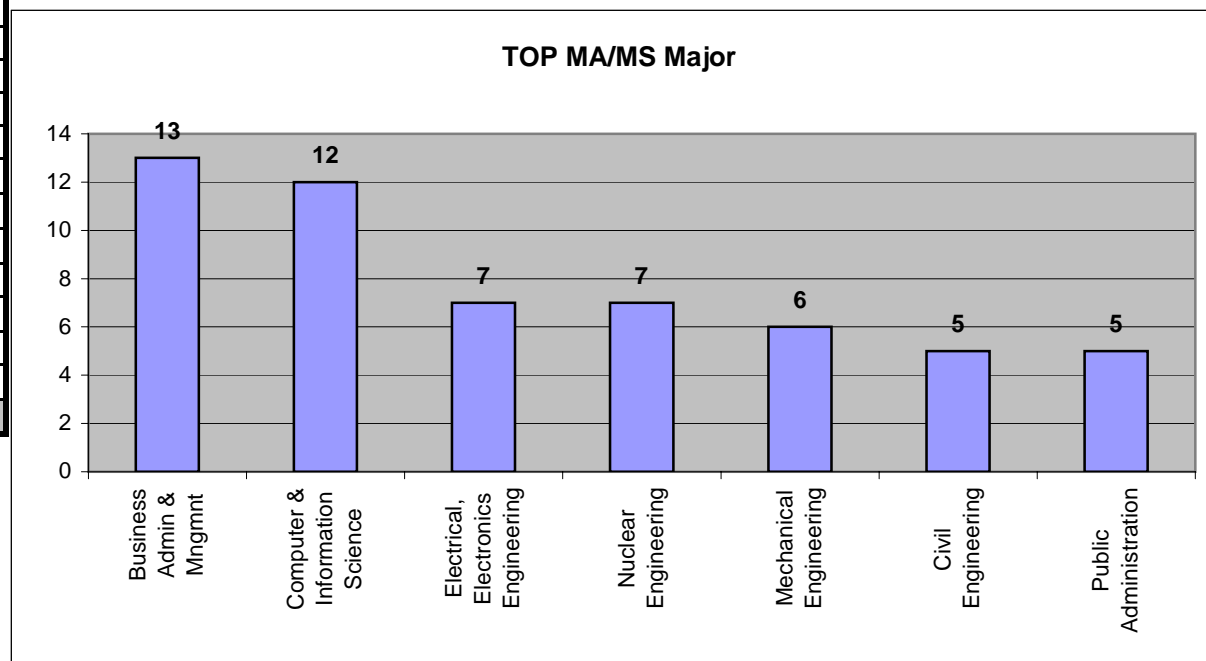
UNMLA Students Who Transferred Directly to a Four-Year Institution

Those who also earned a masters degree preferred Business, Computer Sci and Engineering. Transfers who earned a Professional degree preferred Medicine, Pharmacology and Law; those pursuing a PhD preferred mostly Engineering, Biology and Medical Sciences. Clearly, a great majority of students who begin their Higher Education career at UNMLA, do not limit themselves to a two-year education, but pursue a wide range of Bachelor, Master, Professional and PhD degrees, thus serving as the biggest compliment to the great quality of UNMLA's academic practices.

Masters Major	Total
Business Admin & Mngmnt	13
Computer & Information Science	12
Electrical, Electronics Engineering	7
Nuclear Engineering	7
Mechanical Engineering	6
Civil Engineering	5
Public Administration	5
Urban & Regional Planning	3
Chemical Engineering	3
Biology	3
Medical Basic Sciences	3
Clinical & Medical Social Work	3
Architecture	2
Secondary Teacher Education	2
Tech Voc Teaching Education	2
Engineering Mechanics	2
Spanish	2
Speech & Rhetorical Studies	2
Public Health	2
Accounting	2
All Other	25
Total	111

Professional Major	Total
MD	5
Pharm D	4
JD	3
Total	12

Doctorate Major	Total
Engineering, General	4
Biology	2
Medical Basic Sciences	2
Computer & Information Science	1
Physical Education Teaching & Coaching	1
Tech Voc Teaching Education	1
Speech Studies	1
Economics	1
Total	13



UNMLA Transfers to UNM Main Spring 1998 - Spring 2006

A total of 526 UNMLA students transferred to UNM Main in the last 7 years. 146 of these graduated with a Bachelor degree with an average GPA of 3.27; 321 with an average GPA of 3.03 are still enrolled and 59 students with average GPA of 3.01 did not graduate and are no longer enrolled. We assume that part of these students transferred to yet another school and part simply dropped out. Los Alamos High School is the biggest feeder of UNM Main transfers, with Espanola and Pojoaque close behind.

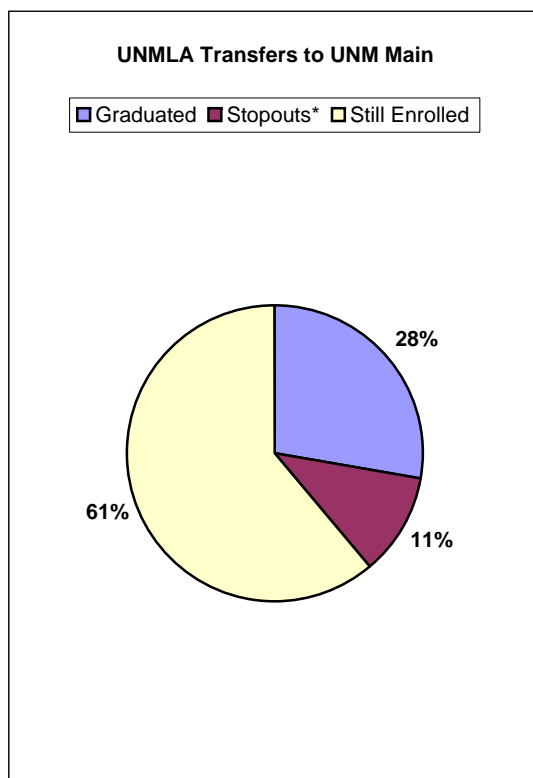
Transferred to UNM-Main

Graduated	146	28%
Stopouts*	59	11%
Still Enrolled	321	61%
Total	526	

Stopouts* - 10 of these received AA degree before transferring to UNM Main.

Degrees Received

BA	29
BS	26
BBA	23
BSED	13
BUS	13
BSCS	12
BSME	9
BSEE	6
BSCHE	4
BFA	3
MS	3
BAFA	1
BSCE	1
BSDH	1
BSML	1
BSN	1
Total	146



High School of Origin

High School	Still Enrolled	Stopouts	Graduated
Los Alamos HS	89	8	39
Espanola HS	40	5	19
Pojoaque HS	40	7	15
GED/Homeschooled	18	4	5
McCurdy HS	10	3	8
Invalid HS Code	9	3	6
No HS Code	8	5	7
Mesa Vista HS	6	0	0
Penasco HS	4	0	2
Bernalillo HS	4	0	5
Santa Fe HS	3	0	0
Santa Fe Indian S	3	0	0
Cavalry Christian	3	0	0
NM Military Inst	3	0	0
Cibola HS	3	0	0
Other	78	24	40
Total	321	59	146
Ave GPA	3.03	3.01	3.03

UNMLA Transfers to UNM Main Spring 1998 - Spring 2006

UNMLA students who transferred to UNM Main in the last 7 years, show impressive academic performance. They have earned 47% As and 32% Bs in all of their coursework. A closer look shows that this kind of grade ratio holds true to their performance in Sci & Math courses as well, where they earned 43% As and 33% Bs, proving again that UNMLA's reputation of providing students with strong Math & Science skills holds true and puts our transfers at an advantage at their destination school. Our students also do well in their English course work, earning 36% As and 39% Bs in the subject at UNM Main.

Grades	A	B	C	D	F	Total
All Courses	10043	6878	3091	658	611	21281
	47%	32%	15%	3%	3%	100%
English	379	408	183	48	36	1054
% English	36%	39%	17%	5%	3%	100%
Biology	285	221	128	31	28	693
Computer Engin	42	48	14	7	2	113
Comp Sci	579	273	124	27	32	1035
Chemistry	137	148	103	19	10	417
Engineering	99	100	35	5	3	242
IT	55	24	4	1	2	86
Mech Eng	129	91	34	3	1	258
Math	581	501	277	73	57	1489
Physics	164	157	74	17	19	431
Statistics	49	37	23	8	3	120
Sci & Math Total	2120	1600	816	191	157	4884
Sci & Math %	43%	33%	17%	4%	3%	100%

