

Stored responses:

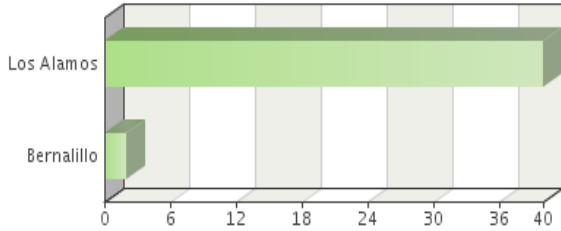
42

Number of completed responses:

29

**Question 1**

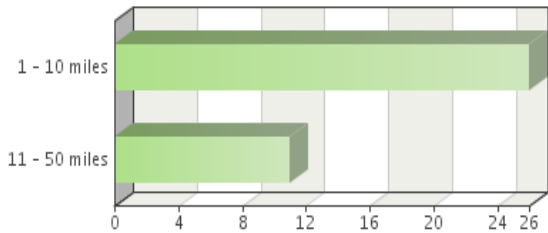
Where do you attend the majority of your classes?



	Absolute Frequency	Relative frequency	Adjusted frequency	relative
Los Alamos	40	0.9524		0.9524
Bernalillo	2	0.0476		0.0476
Sum:	42		1	1

**Question 2**

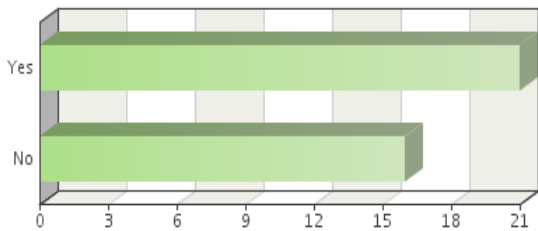
How many miles are you commuting one-way to attend classes at UNM-LA?



	Absolute Frequency	Relative frequency	Adjusted frequency	relative
1 - 10 miles	26	0.619		0.7027
11 - 50 miles	11	0.2619		0.2973
Not answered:	5	0.119	-	
Sum:	42		1	1

**Question 3**

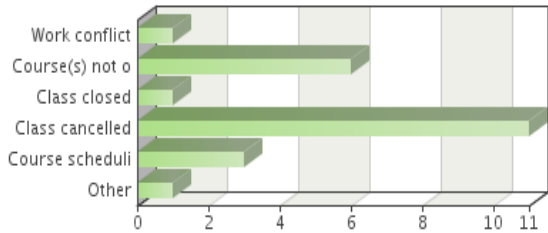
Were you able to enroll in all of the classes in which you were interested?



	Absolute Frequency	Relative frequency	Adjusted frequency	relative
Yes	21	0.5		0.5676
No	16	0.381		0.4324
Not answered:	5	0.119	-	
Sum:	42		1	1

**Question 4**

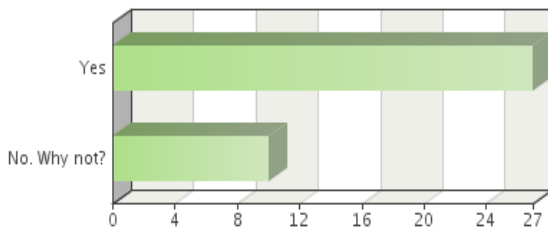
**Reason not able to enroll in all of the classes ?**



	Absolute Frequency	Relative frequency
Work conflict	1	0.0435
Course(s) not offered	6	0.2609
Class closed	1	0.0435
Class cancelled	11	0.4783
Course scheduling conflict	3	0.1304
Other	1	0.0435
Sum:	23	1

**Question 5**

**Did you seek academic advisement prior to the first day of classes?**

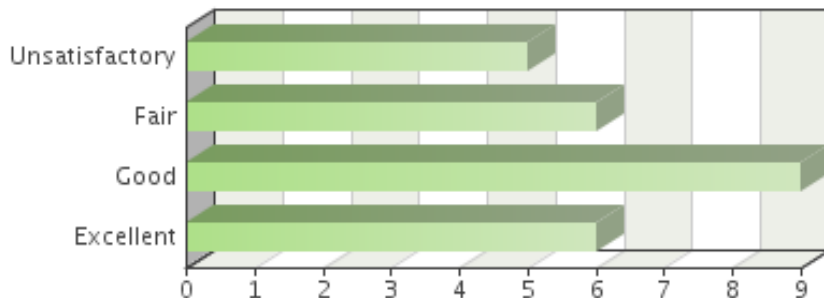


Frequency table

	Absolute Frequency	Relative frequency	Adjusted frequency	relative
Yes	27	0.6429		0.7297
No. Why not?	10	0.2381		0.2703
Not answered:	5	0.119 -		
Sum:	42	1		1

**Question 6**

**Please rate the effectiveness of the academic advisement you received:**

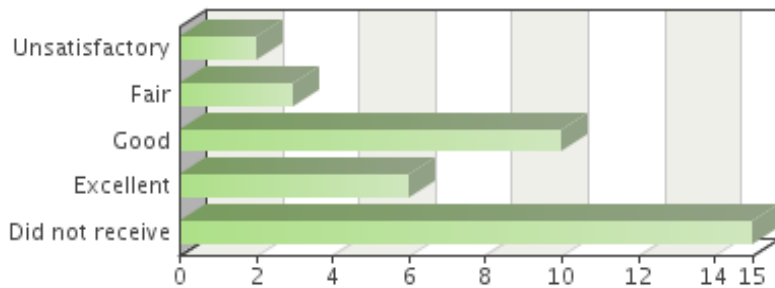


Fall 2008 Student Opinion Survey Analysis

Choices	Absolute Frequency	Relative frequency	Adjusted frequency	relative
Unsatisfactory	5	0.119		0.1923
Fair	6	0.1429		0.2308
Good	9	0.2143		0.3462
Excellent	6	0.1429		0.2308
Not answered:	16	0.381	-	
Sum:	42		1	1

**Question 7**

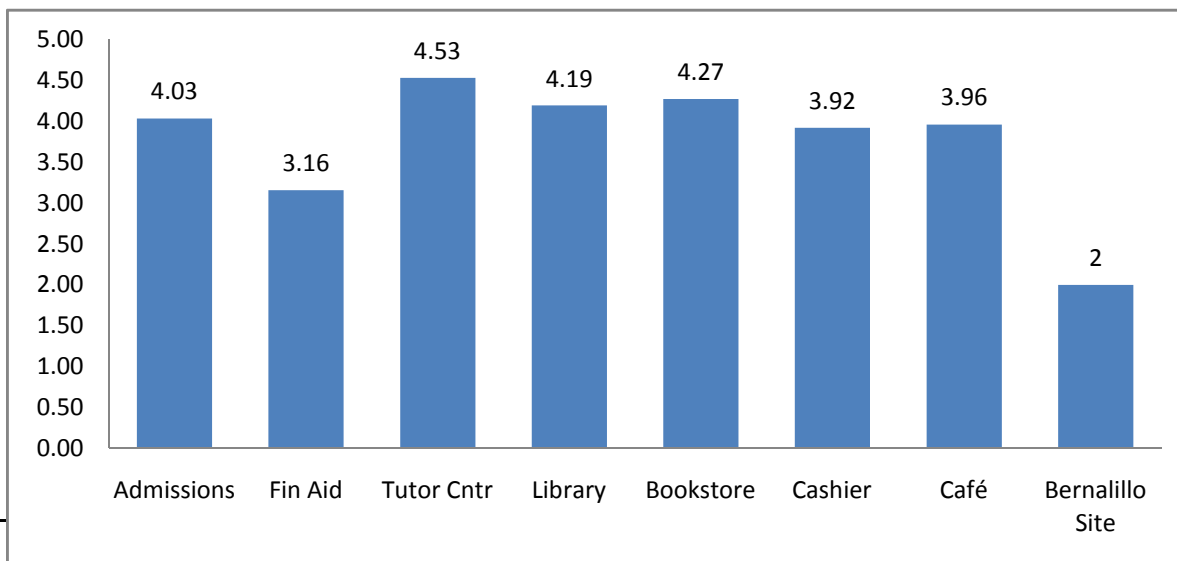
How would you rate advisement received from a faculty member?



Choices	Absolute Frequency	Relative frequency	Adjusted frequency	relative
Unsatisfactory	2	0.0476		0.0556
Fair	3	0.0714		0.0833
Good	10	0.2381		0.2778
Excellent	6	0.1429		0.1667
Did not receive faculty advisement	15	0.3571		0.4167
Not answered:	6	0.1429	-	
Sum:	42		1	1

**Question 8**

How would you rate the service you received at UNM-Los Alamos ?



**Question 16**

**What short-term courses would you like to see offered in the Spring 2009?**

advanced cross country skiing with Bill Newarth.  
Advanced Linux Administration  
Courses to finish the associates degree for electro mechanical.  
CS 293  
Different instructor for Evening Pre-Calculus class  
Drawing III  
excel, PowerPoint, access  
Group Piano for beginners  
Historical Geology  
Microsoft Access  
More online and night classes.  
MS Excel  
office software as updates occur so often.  
Painting II  
Philosophy 101  
Political Science  
Small metal scale construction  
Spanish for Beginners  
unsure  
weight lifting

**Question 17**

**What courses do you know you will need for Fall 2009?**

Accounting courses  
art for teachers  
Behavioral Science courses  
Biology 203, Anatomy & Physiology I, Math 181, Organic Chemistry I  
Calculus 1  
Circuit Analysis 1, Physics (whatever is after 160)  
Class start for IT, Computers at 4:30pm or 4:45pm  
Conversational Spanish  
CS 261, CS 375, Physics 261, CS 341 or CS 351  
CS148, CS180, MATH321, SOC205 or SOC211, PHYC102 and PHYC102L  
Intermediate Java Programming  
intro to supervision  
Math 120, 121, 145  
math for teachers  
None (only taking classes for personal interest)  
Phys 160; Math 314 or 321 or 312 or Stat 345, CS 375 (6 ch); CS 351 or CS 341 (3 ch)  
Ready for upper-division classes by then.  
Science courses  
Spanish 101

**Question 18**

**What courses do you know you will need for Spring 2010 ?**

Accounting courses  
Biology 204, Anatomy & Physiology II, Organic Chemistry II  
Calc 3, Circuit Analysis 2, more physics, Possibly DiffEQ  
CS 341 or CS 351  
Looking toward Calculus and or Computer Programming classes  
Phys 161, CS 357, CS 261; Math 314 or 321 or 312 or Stat 345, CS 375 (3 ch)  
SOC205 or SOC211, CS241L, CS251L, CS261, CS220, IT119

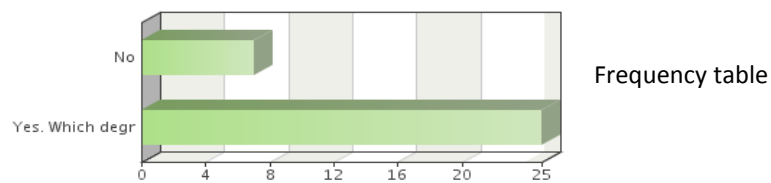
**Question 19**

**Which of the following class time periods would best fit your schedule in Fall 2009?**

Weekdays 11am - 1pm	24
Weekdays 1pm - 3pm	23
Weekdays 8am -11am	21
Weekdays 3pm - 5pm	20
Weekday evenings, twice a week 5pm - 6:30pm	18
Weekday evenings, once a week 5pm - 8pm	15
Weekday evenings, once a week 6pm - 9pm	15
Weekday evenings, twice a week 6pm - 7:30pm	14
Saturdays 9am - noon	13
Saturdays noon - 5pm	11
Fridays 5pm - 9pm	10
Saturdays 9am - 5pm	10
Sundays	9
Other	8

**Question 20**

**Are you currently enrolled in a degree program?**



	Absolute Frequency	Relative frequency	Adjusted frequency	relative
No	7	0.1667		0.2188
Yes. Which degree program?	25	0.5952		0.7812
Not answered:	10	0.2381	-	
Sum:	42		1	1

**Comments**

- A.S. in Science
- AA 2
- AA-liberal arts 2
- ASS CS 4
- Associates in Studio Art
- BA PSY
- Bachelor's in Computer Science
- BS in CS
- BUS
- Computer Programming
- ECME
- Electro Mechanical Associates
- Environmental Science
- general studies

Fall 2008 Student Opinion Survey Analysis

Mechanical Engineering 2  
 office communications  
 Pre-Engineering 2

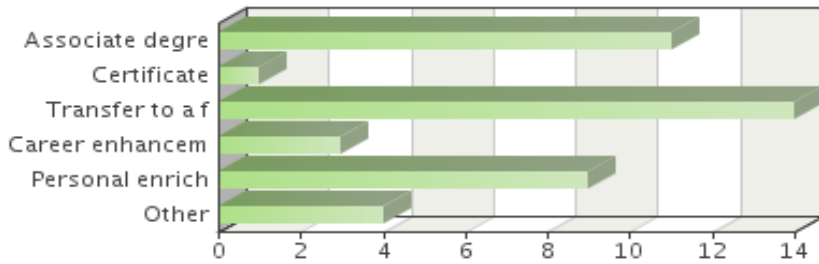
**Question 21**

**What is the reason you are not enrolled in a degree program?**

Already have a degree  
 Already have a PhD, taking classes for personal interest or prof. development  
 changed my major  
 Have enough degrees.  
 I do not need a degree-I have a BA already.  
 It's a formality that isn't important right now.  
 not necessary

**Question 22**

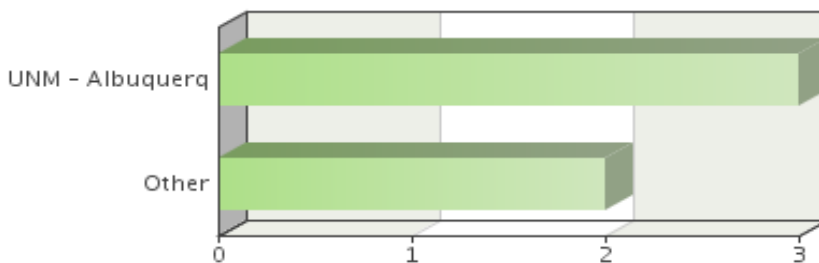
**What is your goal in attending UNM-Los Alamos?**



	Absolute Frequency	Relative frequency
Associate degree	11	0.2619
Certificate	1	0.0238
Transfer to a four-year program	14	0.3333
Career enhancement	3	0.0714
Personal enrichment	9	0.2143
Other	4	0.0952
Sum:	42	1

**Question 23**

**What institution are you planning to attend for your four-year degree?**



	Absolute Frequency	Relative frequency	Adjusted frequency	relative
UNM - Albuquerque	3	0.0714		0.6
Other	2	0.0476		0.4
Not answered:	37	0.881		
Sum:	42		1	1

**Question 24**

**What four-year program are you planning to pursue?**

- B.S. in Biology
- BA PSY
- chemical engineering
- Mechanical Engineering
- Mechanical Engineering

**Question 25**

**What NEW degree programs would you like UNM-Los Alamos to offer ?**

- Associates in Culinary Arts
- BA - studio art
- BA In ECME
- BA-Art
- bachelor programs
- chemical engineering
- Criminal Justice, Pre-Law Studies
- df
- Education
- FORESTRY! I would be ecstatic if this were offered!
- I know, I'm dreaming
- More Bachelor Degrees
- More options for a B.A., besides the BUS
- Physics
- Radiological control technician
- Technical theater. There's a hell of a lot of kids from LAHS drama club that go all the way to ENMU for this!

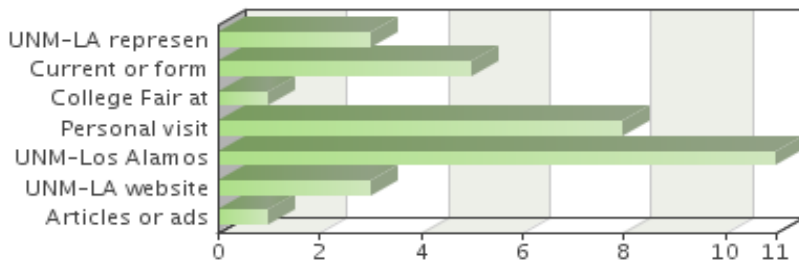
**Question 26**

**What NEW courses (100 - 200 level) would you like to have offered ?**

- automotive classes.
- Color Theory
- Culinary Classes
- Eng 240
- I very much enjoyed CS102. I wish it were a full semester long.
- Music theory for nonmajor
- Metalworking! There's a very nice metal shop next to the welding shop and it seems to just go to waste!
- Yesterday when I got the spring 09 catalog I was pleased to see that advanced GTAW welding is being offered.

**Question 27**

**Which information sources were instrumental in convincing you to attend ?**



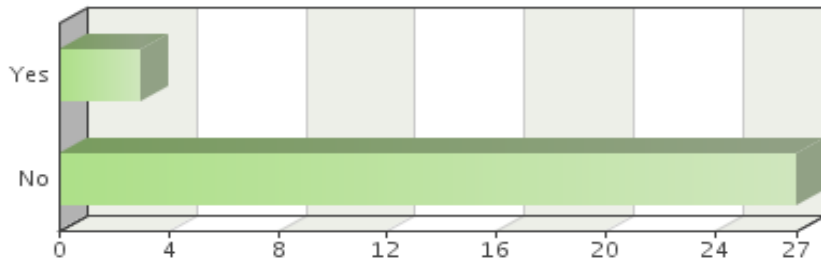
	Absolute Frequency	Relative frequency
UNM-LA representative at my school or workplace	3	0.0938

Fall 2008 Student Opinion Survey Analysis

Current or former UNM-Los Alamos student(s)	5	0.1562
College Fair at a High School	1	0.0312
Personal visit to the UNM-LA	8	0.25
UNM-Los Alamos Schedule of Classes	11	0.3438
UNM-LA website (www.la.unm.edu)	3	0.0938
Articles or ads in Rio Grande Sun	1	0.0312
Sum:	32	1

**Question 28**

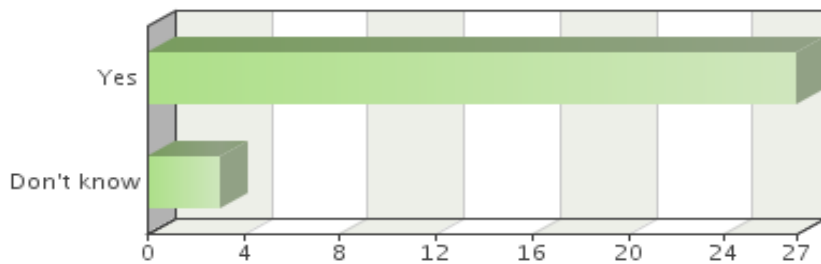
Are you the first person in your immediate family to attend college?



	Absolute Frequency	Relative frequency	Adjusted frequency	relative
Yes	3	0.0714		0.1
No	27	0.6429		0.9
Not answered:	12	0.2857		
Sum:	42			

**Question 29**

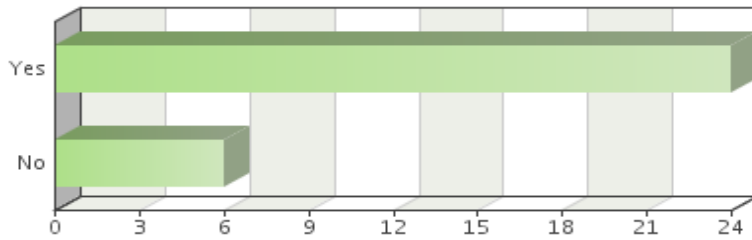
Do you plan to continue at UNM-Los Alamos next semester?



	Absolute Frequency	Relative frequency	Adjusted frequency	relative
Yes	27	0.6429		0.9
Don't know	3	0.0714		0.1
Not answered:	12	0.2857	-	
Sum:	42		1	1

**Question 30**

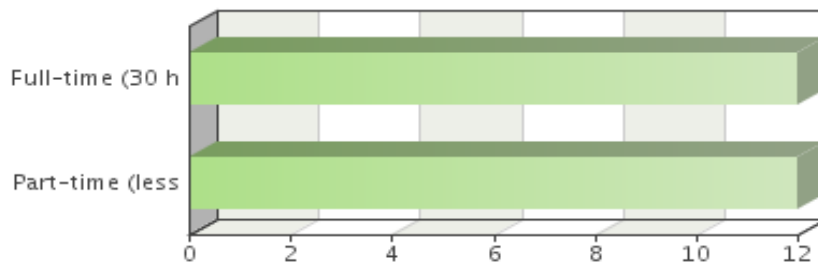
**Are you currently employed?**



	Absolute Frequency	Relative frequency	Adjusted frequency	relative
Yes	24	0.5714		0.8
No	6	0.1429		0.2
Not answered:	12	0.2857	-	
Sum:	42		1	1

**Question 31**

**What is your employment workload?**



	Absolute Frequency	Relative frequency	Adjusted frequency	relative
Full-time (30 hours a week or more)	12	0.2857		0.5
Part-time (less than 30 hours a week)	12	0.2857		0.5
Not answered:	18	0.4286	-	
Sum:	42		1	1

**Question 33**

**Your opinion is important to us. Please write any comments including suggestions for improving our services.**

Dear Students, thank you for your sincere and detailed comments. Each of your comments were forwarded to the appropriate person to consider or take action (if needed).





