



# Retention of Full-Time Beginning Freshmen 2001-2011

Prepared by: Valida Dushdurova, Institutional Research  
March 18, 2011

## Retention of Full-Time Beginning Freshmen at UNM-LA

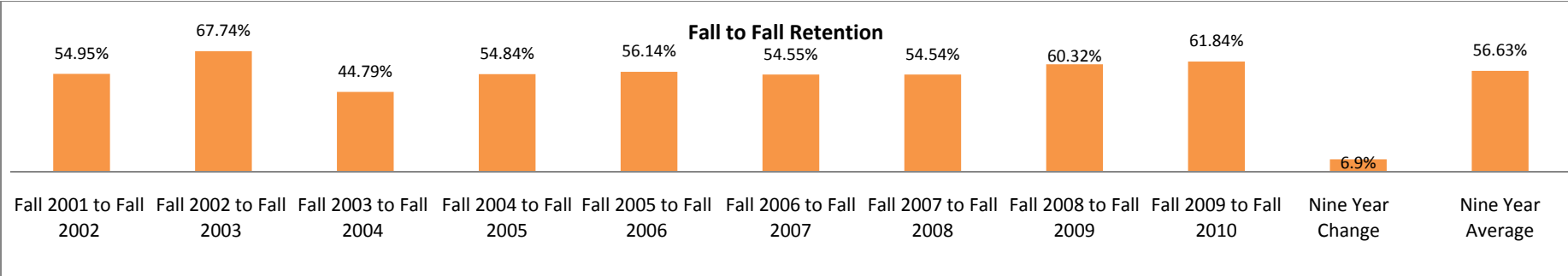
Retention of a cohort of Beginning Freshmen from Fall to Spring and to the following Fall semester is one of the major indicators used by the HED to measure our success.

Our Fall 2009 to Fall 2010 cohort retention is at 61.84%, which is 1.5% higher than last year and 9% above the NMACC average of 52.7%. This year we have improved female student retention, which is up 15% and White student retention is up 19%. Our male student retention is down 12%, Hispanic student retention is down 6.25%. Our Native American student retention remained at 100%.

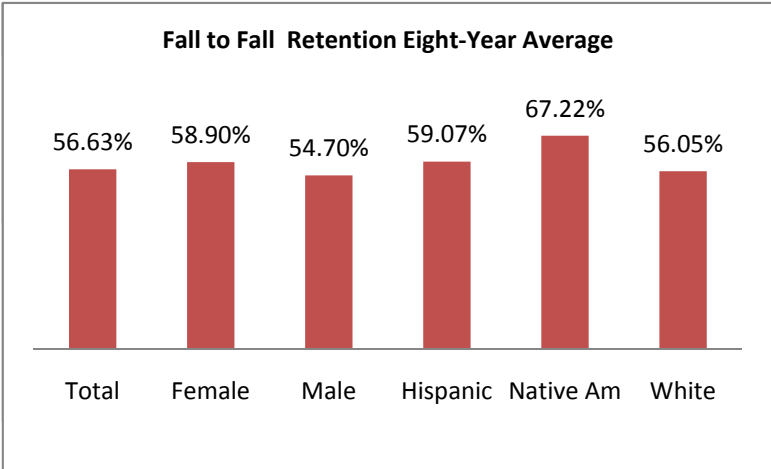
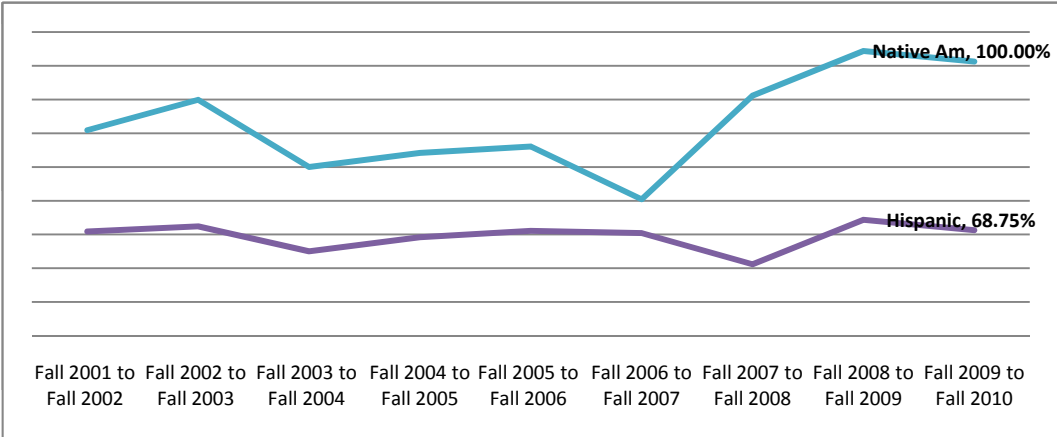
Our Fall 2010 to Spring 2011 retention is 75.75%, which is 7.14% down from last year. Our retention of female students is down 13.64%, retention of male students is down 0.7%. Retention of Hispanics is up 2.75%, White/Non-Hispanic student retention is also down 9.25% from last year. Retention of Native American students is also down by 25%.

---

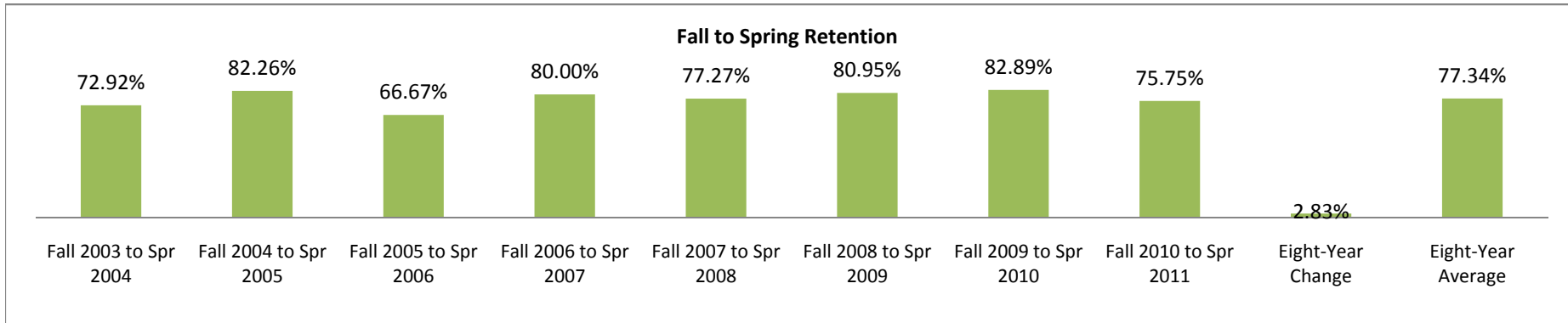
### Retention of Full-Time Beginning Freshmen at UNM-LA



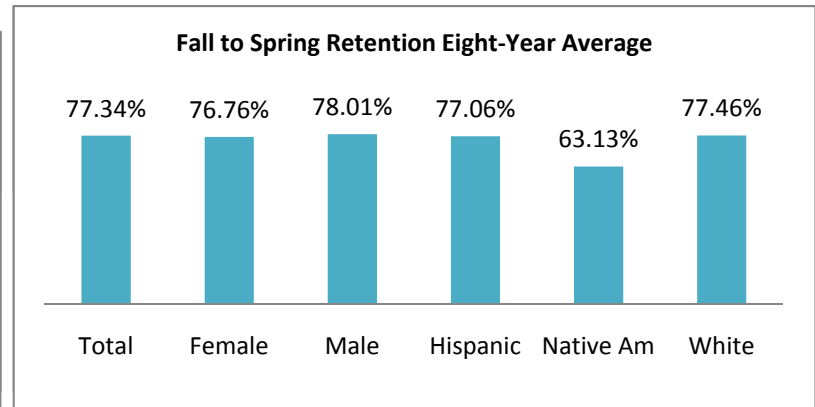
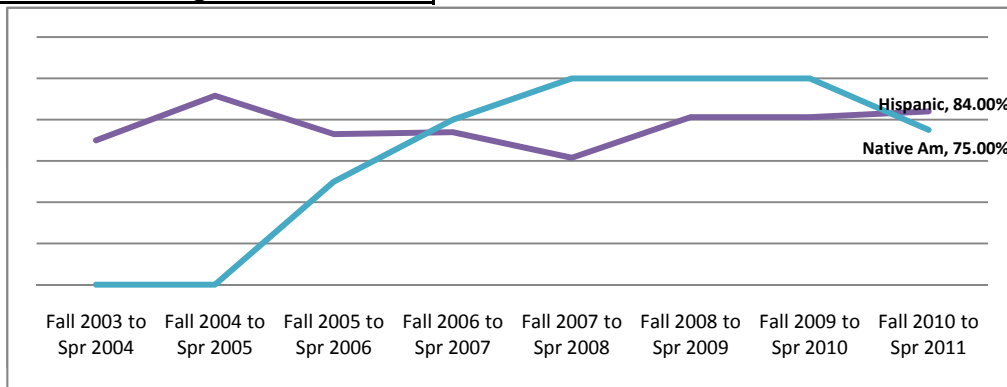
	Total	Female	Male	Hispanic	Native Am	White	Other
Fall 2001 to Fall 2002	54.95%	52.94%	57.75%	61.82%	60.00%	41.94%	n/a
Fall 2002 to Fall 2003	67.74%	67.64%	67.85%	64.86%	75.00%	72.22%	66.66%
Fall 2003 to Fall 2004	44.79%	56.60%	30.23%	50.00%	50.00%	41.67%	25.00%
Fall 2004 to Fall 2005	54.84%	58.62%	51.51%	58.33%	50.00%	60.00%	0.00%
Fall 2005 to Fall 2006	56.14%	52.94%	60.86%	62.16%	50.00%	50.00%	0.00%
Fall 2006 to Fall 2007	54.55%	57.14%	51.85%	60.87%	20.00%	56.00%	50.00%
Fall 2007 to Fall 2008	54.54%	54.54%	54.54%	42.30%	100.00%	75.00%	0.00%
Fall 2008 to Fall 2009	60.32%	57.50%	65.21%	68.75%	100.00%	44.44%	100.00%
Fall 2009 to Fall 2010	61.84%	72.22%	52.50%	62.50%	100.00%	63.16%	0.00%
<b>Nine Year Change</b>	<b>6.9%</b>	<b>19.3%</b>	<b>-5.3%</b>	<b>0.7%</b>	<b>40.0%</b>	<b>21.2%</b>	<b>n/a</b>
<b>Nine Year Average</b>	<b>56.63%</b>	<b>58.90%</b>	<b>54.70%</b>	<b>59.07%</b>	<b>67.22%</b>	<b>56.05%</b>	<b>26.85%</b>
<b>NMACC Average</b>	<b>52.70%</b>						



## Retention of Full-Time Beginning Freshmen at UNM-LA



	Total	Female	Male	Hispanic	Native Am	White	Other
Fall 2003 to Spr 2004	72.92%	77.00%	67.00%	70.00%	n/a	75.00%	n/a
Fall 2004 to Spr 2005	82.26%	79.31%	84.84%	91.60%	n/a	70.00%	n/a
Fall 2005 to Spr 2006	66.67%	61.76%	73.91%	72.97%	50.00%	64.29%	0.00%
Fall 2006 to Spr 2007	80.00%	85.70%	74.10%	73.90%	80.00%	84.00%	100.00%
Fall 2007 to Spr 2008	77.27%	77.27%	77.27%	61.54%	100.00%	100.00%	100.00%
Fall 2008 to Spr 2009	80.95%	80.00%	82.61%	81.25%	100.00%	77.77%	100.00%
Fall 2009 to Spr 2010	82.89%	83.33%	82.50%	81.25%	100.00%	78.94%	100.00%
Fall 2010 to Spr 2011	75.75%	69.69%	81.81%	84.00%	75.00%	69.69%	0.00%
<b>Eight-Year Change</b>	<b>2.83%</b>	<b>-7.31%</b>	<b>14.81%</b>	<b>14.00%</b>	<b>n/a</b>	<b>-5.31%</b>	<b>n/a</b>
<b>Eight-Year Average</b>	<b>77.34%</b>	<b>76.76%</b>	<b>78.01%</b>	<b>77.06%</b>	<b>63.13%</b>	<b>77.46%</b>	<b>50.00%</b>
<b>NMACC Average</b>	<b>74.00%</b>						



## Retention of Full-Time Beginning Freshmen at UNM-LA

### Fall to Spring Retention by Headcount

	Total	Female	Male	Hispanic	Native American	White	Other
Fall 2003 to Spr 2004	70/96	41/53	29/43	36/52	2/2	27/36	5/6
Fall 2004 to Spr 2005	51/62	23/29	28/33	33/36	2/2	14/20	2/4
Fall 2005 to Spr 2006	38/57	21/34	17/23	27/37	1/2	9/14	0/1
Fall 2005 to Fall 2006	32/57	18/34	14/23	23/37	1/2	7/14	0/1
Fall 2006 to Spr 2007	44/55	24/28	20/27	17/23	4/5	21/25	2/2
Fall 2006 to Fall 2007	30/55	16/28	14/27	14/23	1/5	14/25	1/2
Fall 2007 to Spr 2008	34/44	17/22	17/22	16/26	1/1	16/16	1/1
Fall 2007 to Fall 2008	24/44	12/22	12/22	11/26	1/1	12/16	0/1
Fall 2008 to Spr 2009	51/63	32/40	19/23	26/32	3/3	21/27	1/1
Fall 2008 to Fall 2009	38/63	23/40	15/23	22/32	3/3	12/27	1/1
Fall 2009 to Spr 2010	63/76	30/36	33/40	39/48	3/3	15/19	6/6
Fall 2009 to Fall 2010	47/76	26/36	21/40	30/48	3/3	12/19	2/6
Fall 2010 to Spr 2011	50/66	23/33	27/33	21/25	6/8	23/33	0/0